

# Phonics

# Practice Pack

## Second Grade

## Unit 1 – Review

Name: \_\_\_\_\_ Date: \_\_\_\_\_

### Short Vowel Words

Directions: Say the name of each picture, tap out each letter sound, and write the word on the line.  
\*Note: Each word has 3 letters and 3 sounds. They are all short vowel words.

6

Name: \_\_\_\_\_ Date: \_\_\_\_\_

### Let's Sort!

Directions: Read the words below. Tap out the words and sort them by the number of sounds in each word.  
\*Example: the word tub has 3 sounds (/t/ /u/ /b/).

3 sounds (3 taps)	4 sounds (4 taps)	5 sounds (5 taps)

Name: \_\_\_\_\_ Date: \_\_\_\_\_

### Mark'em

Directions: Read the words and underline the blank.

gift	flop	frog	sp
drip	pump	rust	s
cast	flat	best	
trap	past	tilt	

Directions: Read the sentences and underline the words with blank letters.


- Fred went for a swim in the \_\_\_\_\_.
- Fran got a new silk dress \_\_\_\_\_.
- Did you see the chimp at the \_\_\_\_\_?
- I was so glad I got a pet fish \_\_\_\_\_.
- Tom likes to play golf with his \_\_\_\_\_.

Bonus: Choose one sentence from above and draw a picture.

### Digraphs

Directions: Write the missing digraph (ch, sh, th).

	
_____ read	_____ est
	
_____ eel	du _____ istle
	
_____ isk	_____ umb




Name: \_\_\_\_\_ Date: \_\_\_\_\_

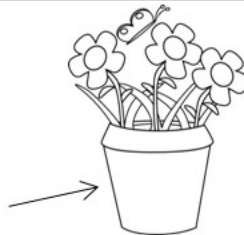
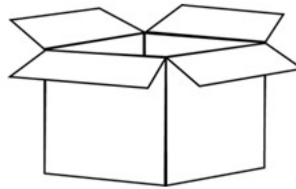

# Short Vowel Words

Directions: Say the name of each picture, tap out each letter sound, and write the word on the line.

\*Hint: Each word has 3 letters and 3 sounds. They are all short vowel words.



6




## ANSWER KEY

# Short Vowel Words

Directions: Say the name of each picture, tap out each letter sound, and write the word on the line.

\*Hint: Each word has 3 letters and 3 sounds. They are all short vowel words.



sun



bag

6

six



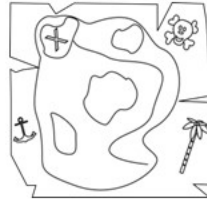
sad




net



hen



map



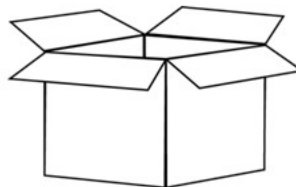
dog



bat



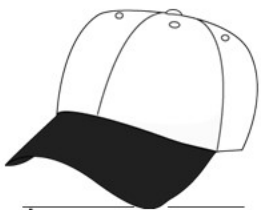
web



box



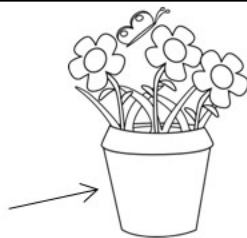
bus



hat or  
cap



cup



pot




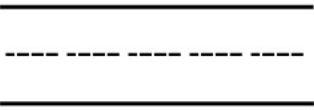

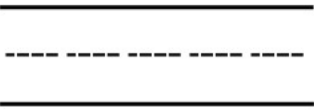

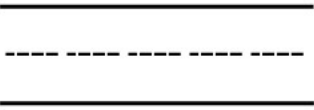
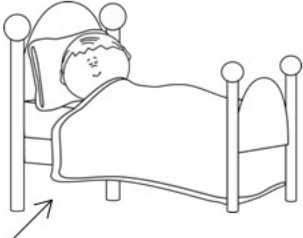
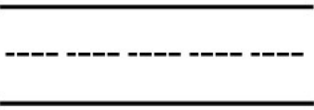

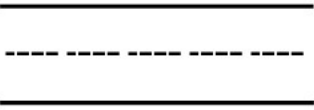


nut

Name: \_\_\_\_\_ Date: \_\_\_\_\_

# Short Vowel Words

Directions: Look at each picture. Tap out the sounds and write each letter on the cards. Write the word on the line.

	c	a	t	
				
				
				
				
				

Name: \_\_\_\_\_ Date: \_\_\_\_\_

# Capitalization & Punctuation

Directions: Rewrite each sentence using capital letters and correct ending punctuation.

1. the bug was on the rug

2. ted had to fix a rip in his hat

3. the kid ran to the bus

4. he had a sip of pop

5. the cub was in his den

6. ben had a big quiz

Your turn! Write a sentence using correct capitalization and punctuation.



Name: \_\_\_\_\_ Date: \_\_\_\_\_

## Mark'em Up!

Directions: Read the words and underline the digraph in each word.

ship	sick	chop	bath	whip
rich	sack	chip	shop	chin
dish	mash	cash	lock	rush
thick	much	hush	duck	thin

Directions: Read the sentences and underline the digraphs.

1. Ned had a rash on his neck.
2. Tim had a big math quiz.
3. Kim had a bath in the tub.
4. Did Seth fall on the path?
5. The big moth was stuck in the net.

Bonus: Choose one sentence from above and draw a picture to match it on the back of this page.


Name: \_\_\_\_\_ Date: \_\_\_\_\_

# Digraphs


Directions: Look at each picture. Write the missing digraph (ch, sh, th, wh, or ck) to complete each word.



\_\_\_ \_\_\_ ick



\_\_\_ \_\_\_ ark



\_\_\_ \_\_\_ read




\_\_\_ \_\_\_ est



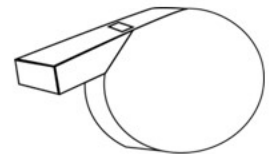
so \_\_\_ \_\_\_



\_\_\_ \_\_\_ eel



du \_\_\_ \_\_\_




\_\_\_ \_\_\_ istle



\_\_\_ \_\_\_ ovel



clo \_\_\_ \_\_\_



\_\_\_ \_\_\_ isk



\_\_\_ \_\_\_ umb

Name: \_\_\_\_\_ Date: \_\_\_\_\_

# Building Words

Directions: Use magnetic letters to build as many real words for each digraph. Write the words in the boxes below.

ch	sh	th	wh	ck

Choose one word from above and use it in a sentence. Then draw a picture to match your sentence.

---



---



---



---



---



---



Name: \_\_\_\_\_ Date: \_\_\_\_\_

# Fill in the Missing Word

Directions: Read each sentence. Fill in the word that best completes the sentence.

wish	fish	cash	bath
path	rock	dish	shop

1. Chad got a red \_\_\_\_\_ at the pet store.
2. Seth ran down the long \_\_\_\_\_.
3. I \_\_\_\_\_ I could get a pet.
4. Ben put all of his \_\_\_\_\_ in the bank.
5. The \_\_\_\_\_ of fish was for the cat.
6. Tom fell on the big \_\_\_\_\_ on the path.
7. The dog had a \_\_\_\_\_ in the tub.
8. Kate got a new dress at the \_\_\_\_\_.

Name: \_\_\_\_\_ Date: \_\_\_\_\_

# Let's Sort!

Directions: Read the words below. Tap out the words and sort them by the number of sounds in each word.

For example, the word **tub** has 3 sounds /t/ /u/ /b/.




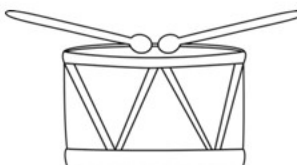
<b>3 sounds</b> (3 taps)	<b>4 sounds</b> (4 taps)	<b>5 sounds</b> (5 taps)





Cut the words out and paste above.

fish	sent	strap	flap	math
split	twist	job	crust	slim
mad	pond	stump	twig	vet

Name: \_\_\_\_\_ Date: \_\_\_\_\_

Fill in the missing blend to complete each word.

 ____ ____ og	 ____ ____ ab	 ____ ____ apes	 ____ ____ um
---	---	---	---

 ____ ____ ock	 ____ ____ ar	 ____ ____ ag	 ____ ____ ider
--	---	---	---

Write 3 words that begin with the **sp** blend.For example: **spill**

1 _____	2 _____	3 _____
---------	---------	---------

Color by Blend

bl = blue

cl = yellow

fl = red


pl = green

black	claw	flop	blob
flip	plant	clam	play
plane	fly	blend	clip

Name: \_\_\_\_\_ Date: \_\_\_\_\_



# Let's Sort!



Directions: Read and sort the words with blends from the words with digraph blends.

Blend	Digraph Blend

brag

shred

flip

ranch

munch

rest

bunch

pinch

drum

ranch

trot

trap

Name: \_\_\_\_\_ Date: \_\_\_\_\_

# Blends & Digraph Blends

**Directions:** Write each word on the line and mark them up. Underline the blends and digraph blends in each word.

lunch	_____	stop	_____
flip	_____	munch	_____
branch	_____	shrimp	_____
crunch	_____	drip	_____
best	_____	trap	_____
pinch	_____	slim	_____
clock	_____	snug	_____
drum	_____	trot	_____
frog	_____	ranch	_____
swish	_____	twin	_____

Write down 4 different words that have a beginning blend. Underline the blend in each word.

1. \_\_\_\_\_

3. \_\_\_\_\_

2. \_\_\_\_\_

4. \_\_\_\_\_

Name: \_\_\_\_\_ Date: \_\_\_\_\_



# Fluency Fun

Directions: Practice reading the phrases two times.

Once you have practiced, find a friend and read the phrases together.

on the shelf	in the pond	the red belt
get the lunch	in the grass	at the camp
in the sand	the red crab	to the ranch
the big twig	a small frog	in the nest
the best gift	trap the bug	get the block
get the trash	on the hunt	get the list

I read the phrases 2 times.

I read the phrases with \_\_\_\_\_





Name: \_\_\_\_\_

Date: \_\_\_\_\_

# Mark'em Up!

**Directions:** Read the words and underline the blends with two separate lines.



gift	flop	frog	spin
drip	pump	rust	snip
cast	flat	best	lost
trap	past	tilt	swim

**Directions:** Read the sentences and underline the words with blends and digraphs.

1. Fred went for a swim in the pool.

2. Fran got a new silk dress at the shop.

3. Did you see the chimp at the zoo?

4. I was so glad I got a pet fish.

5. Tom likes to play golf with his

**Bonus:** Choose one sentence from above and draw a picture to match it on the back of this page.

Name: \_\_\_\_\_

Date: \_\_\_\_\_

Unit 1

# Spelling of the /k/ Sound


**Directions:** Look at each picture. Color in the c, k, or ck box to show the correct spelling of the /k/ sound for each picture.



c

k

ck



c

k


ck



c

k


ck



c

k

ck



c

k


ck



c

k

ck



c

k

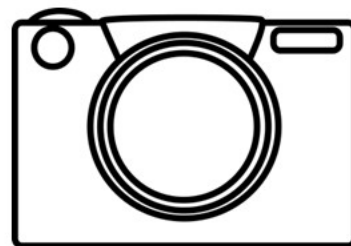
ck



c

k

ck



c

k

ck

Write down a word for each spelling.

For example: crab kangaroo rock

c \_\_\_\_\_

k \_\_\_\_\_

\_\_\_\_\_ck

Directions: These word cards go with the sheet, “Word Hunt” on the following page. Print and cut out the cards below. Put them up around your classroom. Tell students that they will be going on a “Word Hunt” and must find words with the spellings c, k, or ck. Once they find a word they should write it in the correct column on their sheet. There are 15 word cards.

crab

clip

crib

crunch

cub

kite

key

king

Directions: These word cards go with the sheet, “Word Hunt” on the following page. Print and cut out the cards below. Put them up around your classroom. Tell students that they will be going on a “Word Hunt” and must find words with the spellings c, k, or ck. Once they find a word they should write it in the correct column on their sheet. There are 15 word cards.

mask

milk

rock

duck

black

sock

brick

Name: \_\_\_\_\_ Date: \_\_\_\_\_

# Word Hunt

Directions: Look around the classroom and hunt for words with the /k/ sound.  
Write the words in the correct column below.



c	k	ck



Name: \_\_\_\_\_ Date: \_\_\_\_\_

# Let's Sort!



**Directions:** Read and sort the words.

**Hint:** A closed syllable has only one vowel and is followed by one or more consonants.

<b>Closed Syllable Words</b>	<b>Open Syllable Words</b>

go

trim

no

clap

melt

hi

skip

boat

we

got

help

road



Name: \_\_\_\_\_

Date: \_\_\_\_\_



# Closed Syllables

**Directions:** Read each word and mark it up. Underline the syllable first and identify the type of syllable with a **c** for closed. Then mark the vowel with a **breve** to show that it makes a short sound. Lastly, draw a picture in each box to match the word.

ship

crab

twig

pond

duck

sock

clock

nest

dress

Name: \_\_\_\_\_ Date: \_\_\_\_\_

**Directions:** Read the words in the box. Use the color code to color in each box.Color Code

closed syllable words = blue      open syllable words = yellow

so	net	shrub	go
he	wept	boat	grass
mud	book	drum	foam

**Closed Syllable Hunt****Directions:** Choose a book. Write down as many closed syllable words as you can find in the first 10 pages of the book. Then mark each word with syllable markings.

## Closed Syllable Words


Name: \_\_\_\_\_ Date: \_\_\_\_\_

# Practice Sheet



**Directions:** Add the suffix -s to each word.

belt	_____	drum	_____
cliff	_____	clock	_____
drill	_____	camp	_____
pond	_____	test	_____
dent	_____	frog	_____

**Directions:** Choose 3 words from above and use each one in a sentence.

1.

2.

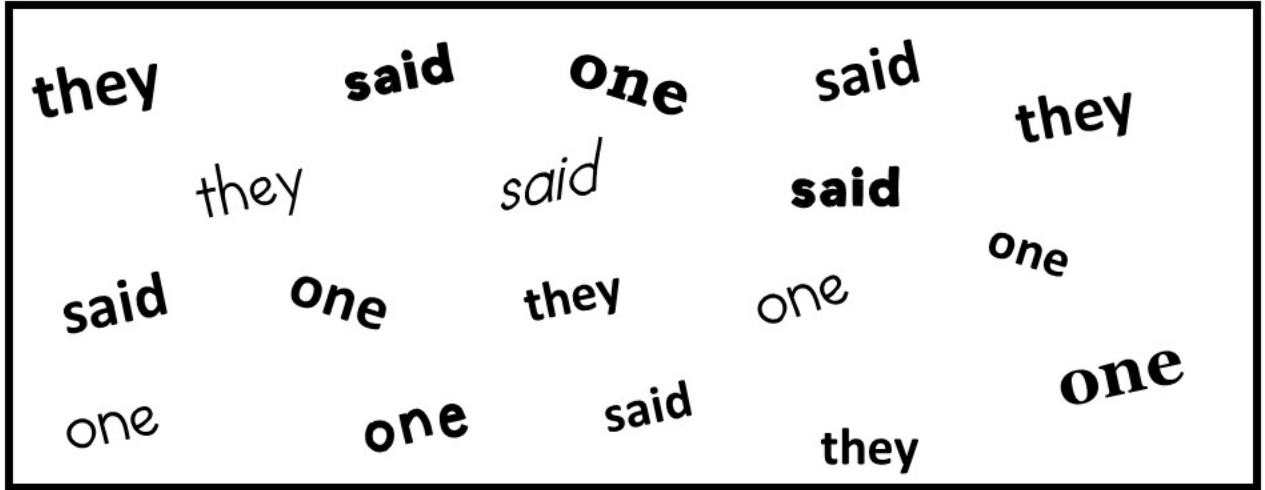
3.

Name: \_\_\_\_\_ Date: \_\_\_\_\_



# Let's Graph it!

**Directions:** Count each trick word. Color one box in each time you see the word.



8			
7			
6			
5			
4			
3			
2			
1			
	they	one	said

Write how many times each word appeared.

they \_\_\_\_\_

one \_\_\_\_\_

said \_\_\_\_\_

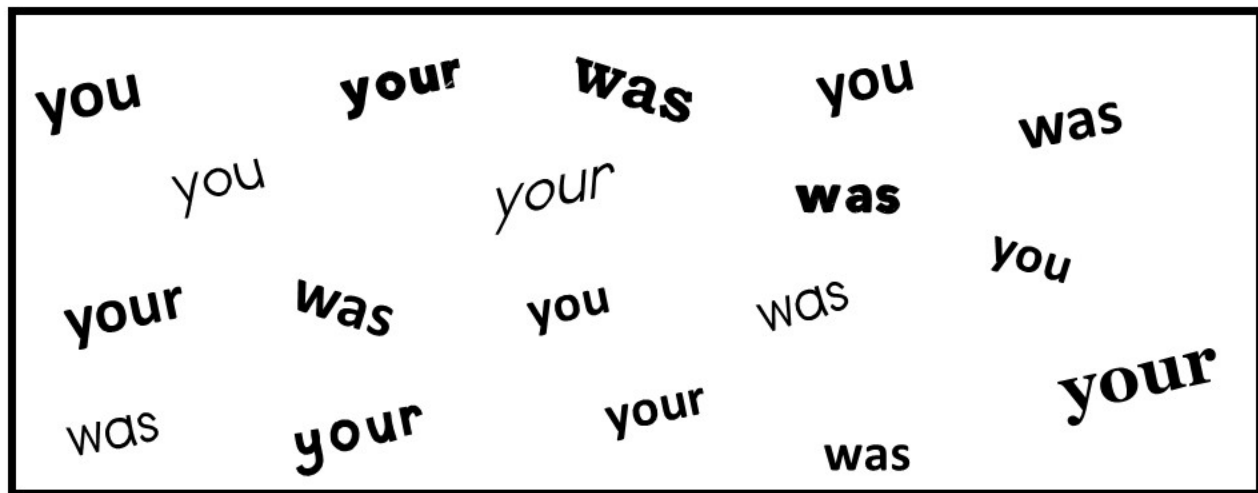


Name: \_\_\_\_\_ Date: \_\_\_\_\_



# Let's Graph it!

Directions: Count each trick word. Color one box in each time you see the word.



8			
7			
6			
5			
4			
3			
2			
1			
	you	your	was

Write how many times each word appeared.

you \_\_\_\_\_

your \_\_\_\_\_

was \_\_\_\_\_



Name: \_\_\_\_\_

# Practice Time



Read it	Trace it	Write it
you	you	_____ ----- _____
your	your	_____ ----- _____
was	was	_____ ----- _____

Rainbow write the words.

you your  
was

Find the words.

you  
your  
was

y	o	u	r	t	w
o	w	a	s	h	a
u	y	o	u	r	s
w	a	s	y	o	u

Highlight the words: you, your, was

you	your	was	and	was
the	was	said	you	your
your	you	want	was	from

Use each word in a sentence.

I like \_\_\_\_\_ new car.



Did \_\_\_\_\_ get that at the mall?

I \_\_\_\_\_ so happy when I got my new dog.



Name: \_\_\_\_\_

# Practice Time

Read it	Trace it	Write it	Write it
they		<hr/> <hr/> <hr/>	<hr/> <hr/> <hr/>
one		<hr/> <hr/> <hr/>	<hr/> <hr/> <hr/>
said		<hr/> <hr/> <hr/>	<hr/> <hr/> <hr/>

Color it.

they      one      said



1 = red      2 = blue      3 = green      4 = yellow

Write a sentence using each word from above.

1.

2.

3.

# Tic-Tac-Toe Word Work



**Directions:** You may choose any 3 word work activities to do that make a tic-tac-toe line: across, down, or diagonal. Please circle the 3 activities you completed and staple them to this page. Have fun! 😊

## ABC Order

Write the trick words in alphabetical order.

they	you
one	your
said	was

## Write a Poem

Write a poem using at least 5 of your trick words. Underline the trick words used in your poem.

## Rainbow Writing

Rainbow write the trick words.

they	you
one	your
said	was

## Add Them Up

Pick 5 trick words and figure out how much each trick word is worth.

Vowels = 5¢  
Consonants = 10¢

## Free Choice

Think of a creative activity to do with 5 tricks words of your choice.

Ideas could be: word search, song, etc.

## Write the room

Look around the room and find as many closed syllable words as you can and make a list. Then mark them up.

## Digraph Detective

Choose a book and search for words with digraphs. Make a list of the words you found.

## Rhyming Fun

Write down as many words as you can that rhyme with each word below.

fish    chip    flat

## Building Words

Use magnetic letters to build at least 10 words with a blend. Write down the words and then put them in ABC order.