

# Phonics

# Practice Pack

## Unit 3 - Second Grade ild, ind, old, olt, ost

Closed Syllable  
Exceptions

Name: \_\_\_\_\_ Date: \_\_\_\_\_ Unit 3

Directions: Rewrite each sentence adding correct capitalization and punctuation. Circle the words with closed syllable exceptions.

1. tess wanted to find a new dress at the shop
2. there was mold on the old bread
3. tim saw a wild turkey in his yard
4. hank ate most of the snacks
5. the teacher told the

Directions: Look at each word. Fill in

1. bl \_\_\_\_\_
2. k \_\_\_\_\_
3. c \_\_\_\_\_
4. sc \_\_\_\_\_

Name: \_\_\_\_\_ Date: \_\_\_\_\_ Unit 3

### Fill in the Missing Word

Directions: Read each sentence. Fill in the word that best completes the sentence.

cold	find	gold	most
kind	child	fold	sold

1. Did you \_\_\_\_\_ the lost car?
2. The girl was sick with a bad \_\_\_\_\_
3. Can you \_\_\_\_\_ the shirts and put them on

\_\_\_\_\_ makes at the bake sale  
\_\_\_\_\_ years old.  
\_\_\_\_\_ the old man.  
\_\_\_\_\_ cookies after dinner.

Name: \_\_\_\_\_ Date: \_\_\_\_\_ Unit 3

### Let's Sort!

Directions: Read each word and sort them by closed syllables and closed syllable exceptions. Cut and paste the words into the correct column.

Closed Syllables	Closed Syllable Exceptions

cold	pond	hold	mop
tub	mild	trip	grind
jolt	flip	post	ten

By Andrea Marchildon

Name: \_\_\_\_\_ Date: \_\_\_\_\_

## Mark'em Up!

**Directions:** Read the words and mark the closed syllable exceptions. Underline or scoop the syllable, identify the type of syllable by putting a c with an x through it under the syllable. Then mark the vowel with a macron (¯) to show the long vowel sound.

bolt	hold	wild	mild
mind	colt	post	sold
old	most	host	blind
find	gold	grind	child

**Directions:** Read the sentences and mark them up. Remember to underline digraphs, box glued sounds, and mark closed syllables and closed syllable exceptions.

1. How old is that child?

2. The teacher was kind to the kids.

3. Lisa sold the most at the bake sale.

4. Kim is going to host the big party.

5. Jake went to find the lost puppy.

Name: \_\_\_\_\_ Date: \_\_\_\_\_

# Fill in the Missing Word

Directions: Read each sentence. Fill in the word that best completes the sentence.

cold	find	gold	most
kind	child	fold	sold

1. Did you \_\_\_\_\_ the lost cat?
2. The girl was sick with a bad \_\_\_\_\_.
3. Can you \_\_\_\_\_ the shirts and put them on the shelf?
4. She \_\_\_\_\_ the most cakes at the bake sale.
5. The \_\_\_\_\_ was four years old.
6. Kate was \_\_\_\_\_ to the old man.
7. Tim found a big pot of \_\_\_\_\_.
8. Ben ate the \_\_\_\_\_ cookies after dinner.

Name: \_\_\_\_\_ Date: \_\_\_\_\_

# Mark Up the Words

Directions: Mark each word as a closed syllable or closed syllable exception. Use three different colors to mark up blends, digraphs, and glued sounds. Then read the words to a partner.

mold	clap	host	gold
band	told	milk	flock
bolt	grass	colt	chimp
hold	trim	west	cold
slip	most	snap	find
click	molt	mind	slam

I read all of the words to: \_\_\_\_\_

(name of partner)



Name: \_\_\_\_\_ Date: \_\_\_\_\_

**Directions:** Rewrite each sentence using correct capitalization and punctuation. Circle the words with closed syllable exceptions.

1. tess wanted to find a new dress at the shop

2. there was mold on the old bread

3. tim saw a wild turkey in his yard

4. hank ate most of the snacks

5. the teacher told the kids to stand in line

**Directions:** Look at each word. Fill in **old** or **ind** to form real words.

1. bl____	5. gr____
2. k____	6. s____
3. c____	7. g____
4. sc____	8. t____



Name: \_\_\_\_\_ Date: \_\_\_\_\_

# Building Words

**Directions:** Use magnetic letters to build as many words as you can for each glued sound.

## Glued Sounds

-ild	-ind	-old	-olt	-ost

**Directions:** Choose 2 words from above and use each one in a sentence.

1.

2.

Name: \_\_\_\_\_ Date: \_\_\_\_\_

# Let's Sort!

Directions: Read each word and sort them by closed syllables and closed syllable exceptions. Cut and paste the words into the correct column.

Closed Syllables	Closed Syllable Exceptions

cold

pond

hold

mop

tub

mild

trip

grind

jolt

flip

post

ten

Name: \_\_\_\_\_ Date: \_\_\_\_\_

# Fluency Fun



**Directions:** Practice reading the phrases two times.

Once you have practiced, find a friend and read the phrases together.

find the cat	the old man	fold the shirt
she is kind	get the gold	it is cold
see the child	hold the ball	sold the most
scold the pup	the pretty colt	he is bold
had some mold	the best host	fold it up
wind the top	post the test	hold her hand

I read the phrases 2 times.

I read the phrases with \_\_\_\_\_


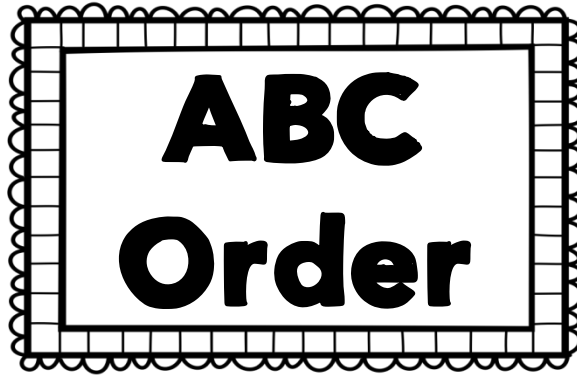




Name: \_\_\_\_\_

**Directions:**

Cut out the words below and put them in alphabetical order. Then write them on the lines.



a b c d e f g h i j k l m n o p q r s t u v w x y z

1.	7.
2.	8.
3.	9.
4.	10.
5.	11.
6.	12.

hold

scold

wild

told

post

child

bold

jolt

mind

bolt

cold


most

Name: \_\_\_\_\_ Date: \_\_\_\_\_

**Directions:** Read each word below. Use the color code to color in the boxes.Color Code

closed syllables = blue      closed syllable exceptions = yellow

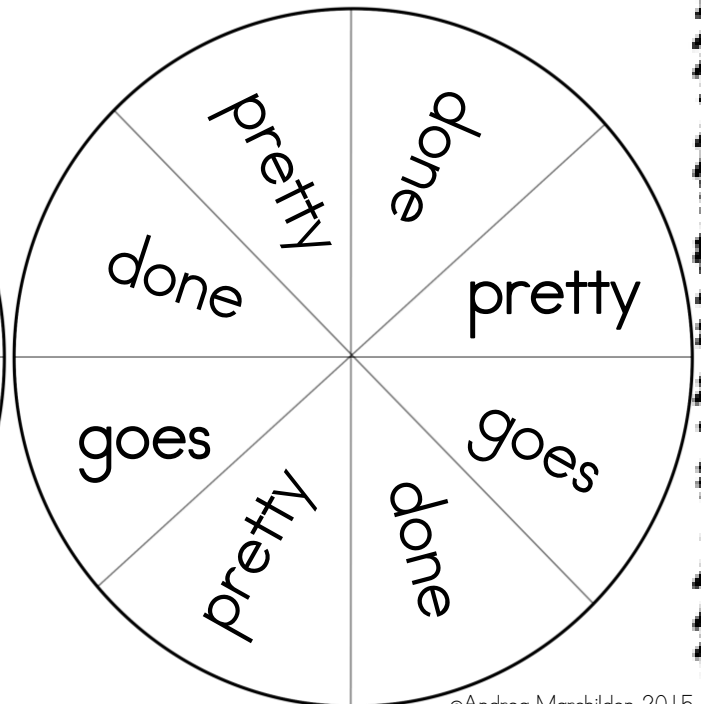
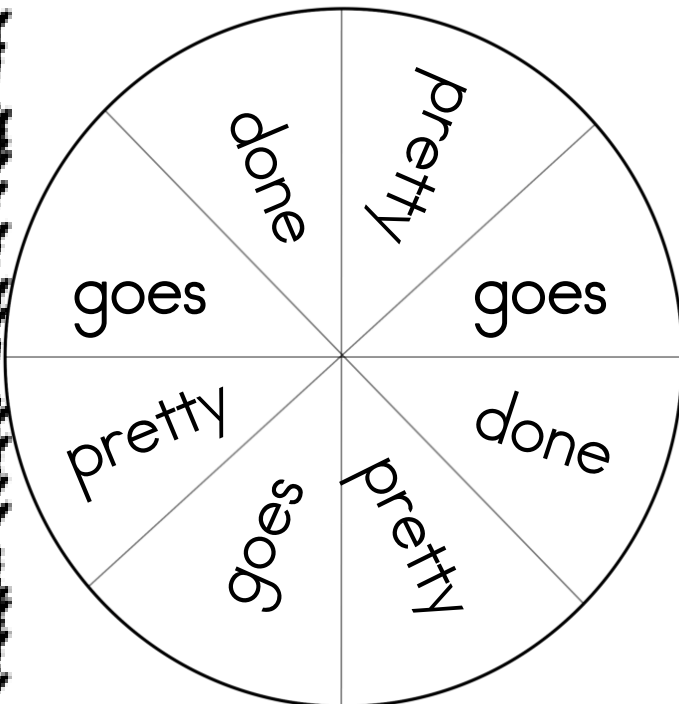
molt	flap	swim	wild
bent	find	grab	host
fold	glad	post	spin
colt	mint	twin	kind

**Directions:** Read the words. Use the color code to color in the trick words.Color Code

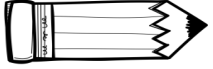
done = blue

goes = red

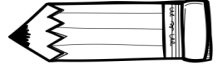
pretty = yellow



Name: \_\_\_\_\_ Date: \_\_\_\_\_



# Vowel Teams Sort



Directions: Read the long vowel words below. Cut and paste them into the correct column.

ai	ay	ee	ea

bait

need

tea

clay

teach

rain

play

team

sheep

beef

leaf

sheet

say

paint

ray

may

train

heat


teeth

mail

Cut.



# Word Detective



**Directions:** It's time to be a Word Detective! Choose 1 or 2 books to read to help fill in the chart below.

<p>Find 1 word with a closed syllable exception.</p> <p>1. _____</p>	<p>Find 2 closed syllable words.</p> <p>1. _____</p> <p>2. _____</p>
<p>Find 3 different words with a beginning blend.</p> <p>1. _____</p> <p>2. _____</p> <p>3. _____</p>	<p>Find 3 trick words.</p> <p>1. _____</p> <p>2. _____</p> <p>3. _____</p>
<p>Find a word with the suffix <b>-s</b>.</p> <p>1. _____</p>	<p>Find a word with the digraph <b>ch</b>.</p> <p>1. _____</p>
<p>Find 2 words that are plural.</p> <p>1. _____</p> <p>2. _____</p>	<p>Find 2 long vowel words.</p> <p>1. _____</p> <p>2. _____</p>
<p>Find a word with a glued sound.</p> <p>1. _____</p>	<p>Find a compound word.</p> <p>1. _____</p>



Name: \_\_\_\_\_

# Review Words

Read it	Trace it	Write it
are	are	_____ _____ _____
who	who	_____ _____ _____
what	what	_____ _____ _____
where	where	_____ _____ _____

Rainbow write the words.

are what  
who where

Find the words.

are  
who  
what  
where

w	h	e	r	e	w
h	w	h	o	r	h
a	r	e	z	a	o
t	w	h	e	r	e

Highlight the words: are, who, what, where

are	do	who	where	what
who	where	what	are	they
your	are	who	where	what

Add them up! Vowels = 2¢    Consonants = 10¢

are = \_\_\_\_\_¢    who = \_\_\_\_\_¢

what = \_\_\_\_\_¢    where = \_\_\_\_\_¢

Name: \_\_\_\_\_ Date: \_\_\_\_\_



# Let's Graph it!

**Directions:** Count each trick word. Color one box in each time you see the word.



8			
7			
6			
5			
4			
3			
2			
1			
	done	goes	pretty

Write how many times each word appeared.

done \_\_\_\_\_

goes \_\_\_\_\_

pretty \_\_\_\_\_



Name: \_\_\_\_\_



Read it	Trace it	Write it
done	done	_____ ----- _____
done	done	_____ ----- _____
done	done	_____ ----- _____
done	done	_____ ----- _____

Rainbow write it.

done  
done

Find it.

d	o	n	e	q	b	a
o	e	a	n	v	p	e
n	n	z	o	t	e	n
e	o	a	d	l	v	o
a	d	r	e	n	o	d

Highlight it.


done	are	does	done	good
where	done	they	who	done
done	great	done	shall	being

Use it in a sentence.

Are you all \_\_\_\_\_ with your lunch?

Name: \_\_\_\_\_

# Let's Practice



Trace it.

\_\_\_\_\_      \_\_\_\_\_  
goes      goes

Write it.

\_\_\_\_\_      \_\_\_\_\_  
\_\_\_\_\_  
\_\_\_\_\_

Rainbow write it.

goes  
goes

Highlight it.

goes	goes	and
goes	pretty	goes
done	goes	pull

How many letters? Color the #.

①      ②      ③      ④

Build it.

□      □      □      □

Put it in a sentence.


Tom \_\_\_\_\_ to  
music class every week.

Add it up.

Each letter = 5¢

goes = \_\_\_\_\_ + \_\_\_\_\_ +  
\_\_\_\_\_ + \_\_\_\_\_  
= \_\_\_\_\_¢

Cut and paste above.



o      e      g      s



Name: \_\_\_\_\_



Read it.

pretty

pretty

pretty

Trace it.

pretty

pretty

pretty

Write it.

\_\_\_\_\_

-----

\_\_\_\_\_

\_\_\_\_\_

-----

\_\_\_\_\_

\_\_\_\_\_

-----

\_\_\_\_\_

Write a sentence using the word.

\_\_\_\_\_

-----

\_\_\_\_\_

-----

\_\_\_\_\_

Draw a picture to match your sentence.

Name: \_\_\_\_\_ Date: \_\_\_\_\_

# Dictation

## Sounds

1. \_\_\_\_\_

2. \_\_\_\_\_

3. \_\_\_\_\_

4. \_\_\_\_\_

## Review Words

1. \_\_\_\_\_

2. \_\_\_\_\_

3. \_\_\_\_\_

## Current Words

1. \_\_\_\_\_

2. \_\_\_\_\_

3. \_\_\_\_\_

## Trick Words

1. \_\_\_\_\_

2. \_\_\_\_\_

## Sentences

1. \_\_\_\_\_

\_\_\_\_\_

2. \_\_\_\_\_

\_\_\_\_\_

# Phonics Practice Pack Unit 3

©Andrea Marchildon 2015

Thank you so much for your purchase!  
I hope you enjoy it and find it helpful!  
Please feel free to contact me if you have  
any questions.

[tricksofthetradeinfirstgrade@gmail.com](mailto:tricksofthetradeinfirstgrade@gmail.com)



For more resources check out my blog at:  
<http://tricksofthetradeinfirstgrade.blogspot.com/>

---

Please remember to provide feedback so you can earn TpT credits.  
Also, click the Follow Me button on my page so you are notified about  
special offers, freebies, and new products.

---

Graphics and fonts are from the following:



[MyCuteGraphics](http://www.mycutegraphics.com)  
[www.mycutegraphics.com](http://www.mycutegraphics.com)

