

Phonics

Practice Pack

Second Grade

Unit 2 - Review

Name: _____ Date: _____ Unit 2

Mark'em Up!

Directions: Read the words and mark them up. Underline the digraphs, box the glued sounds, and star the bonus letters.

stuff	swell	mess	fluff
ball	chess	cuff	spell
dress	thrill	kiss	cliff
miss	buff		

Name: _____ Date: _____ Unit 2

Bonus Letters

Directions: Rewrite each sentence correctly adding bonus letters to words that need them.

1. Bil felt very il after school.
2. Jef made a big mes in the hal.
3. Dan likes to play bal in the gras.
4. Jes put all of her old stuff in a box.
5. Tes had to clean up the bad spil.

Directions: Look at each word. Fill in or ink to form real words.

1. str _____	5. L _____
2. m _____	6. br _____
3. dr _____	7. spr _____
4. sw _____	8. shr _____



Bonus Letters
Glued Sounds
& More!



Name: _____ Date: _____ Unit 2

Practice Time

Read it	Trace it	Write it
shall	shall	_____
shall	shall	_____
shall	shall	_____
shall	shall	_____

Rainbow write it. _____ Find it. _____

Name: _____ Date: _____ Unit 2

Fill in the Missing Word

Directions: Read each sentence. Fill in the word that best completes the sentence.

pink	bank	dunk	off
full	cramp	class	song

1. Brad had a bad _____ in his leg.
2. Kate got a new _____ dress at the mall.
3. Tom can slam _____ the ball.
4. Dan put all of his cash in the _____.
5. The box was _____ of his stuff.
6. The _____ had a big quiz in math.
7. The boy fell _____ the bed and hurt his leg.
8. Greg sang a long _____ in class.

Name: _____ Date: _____

Mark'em Up!

Directions: Read the words and mark them up. Underline the digraphs, box the glued sounds, and star the bonus letters.

stuff	swell	mess	fluff
ball	chess	cuff	spell
dress	thrill	kiss	cliff
miss	huff	dill	less

Directions: Read the sentences and mark them up.



= glued sounds



= bonus letters

1. The grass is very long.
2. Chet likes to toss the red ball.
3. The class had a big math quiz.
4. Did Bill and Jill go to the well?
5. She got a new dress at the shop.

Bonus: Choose one sentence from above and draw a picture to match it on the back of this page.

Name: _____ Date: _____

Directions: Rewrite each sentence correctly adding bonus letters to words that need them.

1. Bil felt very il after school.

2. Jef made a big mes in the hal.

3. Dan likes to play bal in the gras.

4. Jes put all of her old stuf in a box.

5. Tes had to clean up the bad spil.

Directions: Look at each word. Fill in ing or ink to form real words.

1. str _____	5. l _____
2. m _____	6. br _____
3. dr _____	7. spr _____
4. sw _____	8. shr _____



Name: _____

Date: _____

Making Words



Directions: Write as many real words as you can for the bonus letters.

ff

ll

ss

ff

ll

ss

ff

ll

ss

ff

ll

ss

ff

ll

ss

ff

ll

ss

Choose one word from above and use it in a sentence. Then draw a picture to match your sentence.

Name: _____ Date: _____

Directions: Use the color code to color in the boxes below.Color Code

-all = blue


-am = red

-an = yellow



van	tan	ham	wall	Pam
tall	can	hall	Sam	pan
cram	ram	ball	Jan	fall

Directions: Use a pencil and paper clip to make your spinner. Put the paper clip down and then hold it in place with your pencil. Your pencil should be on the black dot in the middle of the circle. With your finger spin the spinner. Each time the spinner stops, record the spin by tracing one of the trick words.



do	does	from	here
do	does	from	here
do	does	from	here
do	does	from	here
do	does	from	here



Name: _____ Date: _____

Bonus Letters & Glued Sounds

Directions: Write each word on the line and mark them up. Star the bonus letters and box the glued sounds.

spill	_____	swing	_____
hall	_____	grass	_____
staff	_____	wall	_____
chill	_____	hang	_____
mess	_____	rink	_____
off	_____	bluff	_____
smell	_____	thrill	_____
honk	_____	mall	_____
junk	_____	huff	_____
tank	_____	dress	_____

Write down 4 words that rhyme with **bank**. Mark up each word.

1. _____

3. _____

2. _____

4. _____

Name: _____

Date: _____



Making Words

Directions: Make new words for each glued sound.

-ang

-ing

-ong

-ung

ang

ing

ong

ung

ang

ing

ong

ung

ang

ing

ong

ung

ang

ing

ong

ung

ang

ing

ong

ung

Choose one word from above and use it in a sentence. Then draw a picture to match your sentence.

 A large, empty rectangular box with a thick black border, intended for drawing a picture related to the sentence written above.

Name: _____ Date: _____

Mark'em Up!



Directions: Read the words. Mark up each word by boxing the glued sound and marking it as a closed syllable.

clang	strong	hung	wing
swing	lung	slang	long
string	song	strung	king
sung	bang	pong	flung

Directions: Read the sentences and mark them up. Remember to star bonus letters, box glued sounds, and mark closed syllables and vowel sounds.

1. The tot likes to go on the swing.
2. There was a big bang in the hall.
3. What did Sam hang up on the wall?
4. Bess got a new ring at the shop.
5. The king sang a long song to the kids.

Bonus: Choose one sentence from above and draw a picture to match it on the back of this page.

Name: _____

Date: _____



Mark'em Up!

Directions: Read the words and box the glued sounds.

bunk	crank	stink	blank
tank	drink	honk	chunk
yank	hunk	link	skunk
bonk	wink	prank	mink

Directions: Read the sentences and mark them up. Remember to star bonus letters, box glued sounds, and mark closed syllables and vowel sounds.

1. Can you slam dunk the ball?
2. Did you get a drink with your lunch?
3. Do you smell the skunk?
4. Seth will thank King Sam for the gum.
5. Tom put all of his cash in the bank.

Bonus: Choose one sentence from above and draw a picture to match it on the back of this page.

Building Words

Directions: Use magnetic letters to build as many words as you can for each glued sound.

Glued Sounds

-ank	-ink	-onk	-unk

Name: _____ Date: _____

Unscramble the Sentences

Directions: Unscramble the sentences and rewrite them correctly.

1. can in net. Tom the dunk ball the

2. kids a long The sang in song class.

3. got Tess mall. a dress new pink at the

4. small The fell bug the into web.

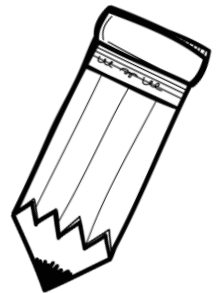
Directions: Fill in the missing trick word.
(from, here, does, do)

1. Did you get that _____ the shop?

2. _____ you like to drink milk?

3. Can you wait _____ for me?

4. How long _____ it take to get to the park?




Name: _____ Date: _____

Fill in the Missing Word

Directions: Read each sentence. Fill in the word that best completes the sentence.

pink	bank	dunk	off
full	cramp	class	song

- Brad had a bad _____ in his leg.
- Kate got a new _____ dress at the mall.
- Tom can slam _____ the ball.
- Dan put all of his cash in the _____.
- The box was _____ of his stuff.
- The _____ had a big quiz in math.
- The boy fell _____ the bed and hurt his leg.
- Greg sang a long _____ in class.



Name: _____ Date: _____

Sort it Out!

Directions: Read each word below and sort them by glued sounds. In the box with the star, add one more rhyming word for each glued sound.

-ang	-ank	-ing	-ink
*	*	*	*

sang

drank

pink

ping

thank

fang

Hank

rink

wing

spring

bang

stink

clang

sink


swing

tank

Name: _____ Date: _____

Let's Sort!

Directions: Read each word and sort them by real words and alien (nonsense) words.



Real Words	Alien Words

sunk

ring

druff

flamp

think

shang

fing

bang

crank

chunk

shing

chonk

Name: _____ Date: _____

Fluency Fun



Directions: Practice reading the phrases two times.

Once you have practiced, find a friend and read the phrases together.

what a champ	get the lamp	the big prank
get one stamp	sing the song	in the bank
dunk the ball	in the hall	yank the string
on the swing	chunk of fish	the big mess
the pink dress	a small class	the long hill
huff and puff	on the grass	thank the king

I read the phrases 2 times.

I read the phrases with _____



Name: _____ Date: _____

Telling vs. Asking Sort



Directions: Read the sentences below. Add the correct punctuation mark to each sentence. Cut and sort each sentence into the correct column.

Telling Sentence	Asking Sentence

Tess put the cash
in the bank

Did you thank
Sam for the ring

The ship sank in
the tub

Can you come to
the rink

There was junk in
the den

What is that
thing on the rug

Fran had a pink
dress

What was that
big bang


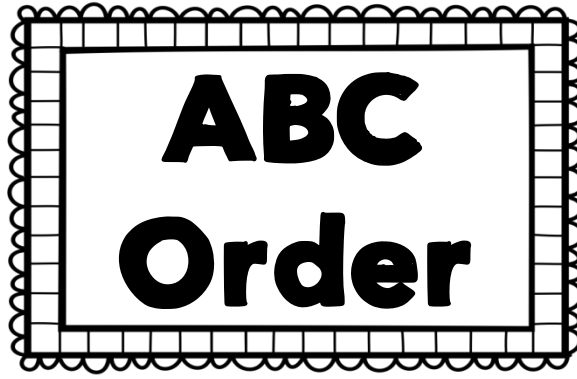
Did Dan run up
that long hill

Cut.

Name: _____

Directions:

Cut out the words below and put them in alphabetical order. Then write them on the lines.



a b c d e f g h i j k l m n o p q r s t u v w x y z

1.	7.
2.	8.
3.	9.
4.	10.
5.	11.
6.	12.

strong

fluff

chunk

blank

stamp

ran

wall

scram

long

dunk

cramp

boss

Name: _____

Review Words

Read it	Trace it	Write it
from	from	_____ _____ _____
do	do	_____ _____ _____
does	does	_____ _____ _____
here	here	_____ _____ _____

Rainbow write the words.

from do
does here

Find the words.

from
do
does
here

f	r	o	m	a	h
d	o	h	e	r	e
f	r	o	m	d	r
d	o	e	s	o	e

Highlight the words: from, do, does, here

from	do	was	here	does
does	here	do	from	they
your	does	from	here	do

Add them up! Vowels = 2¢ Consonants = 10¢

from = _____¢ do = _____¢

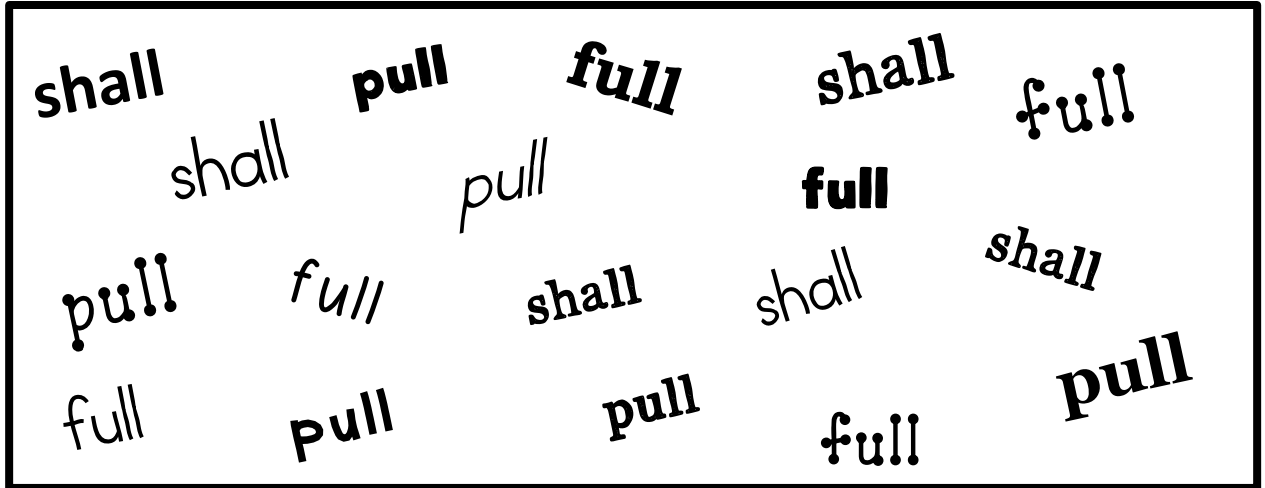
does = _____¢ here = _____¢

Name: _____ Date: _____



Let's Graph it!

Directions: Count each trick word. Color one box in each time you see the word.



8			
7			
6			
5			
4			
3			
2			
1			
	shall	pull	full

Write how many times each word appeared.

shall _____

pull _____

full _____

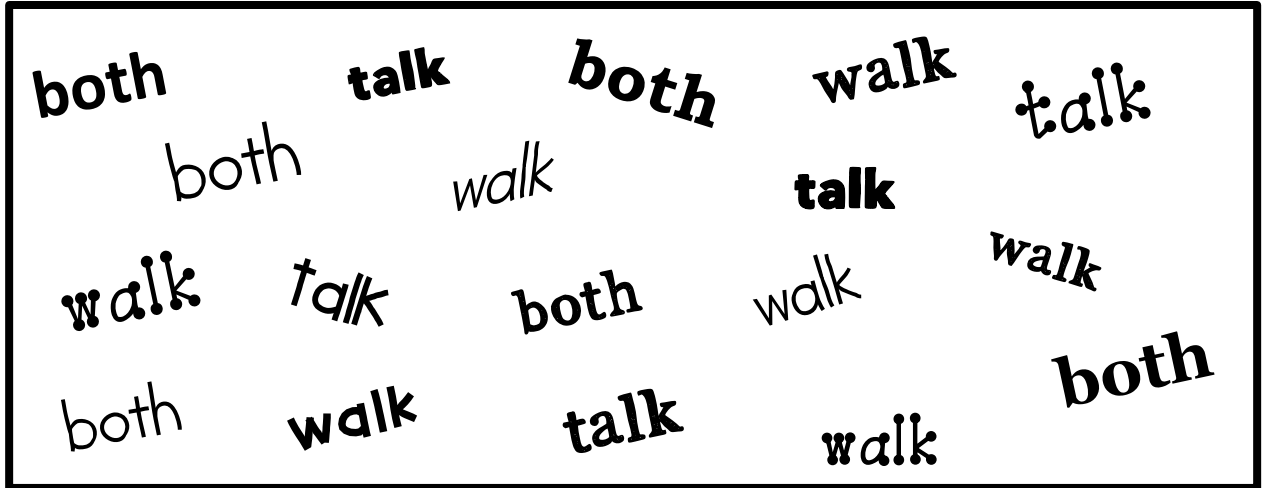


Name: _____ Date: _____



Let's Graph it!

Directions: Count each trick word. Color one box in each time you see the word.



8			
7			
6			
5			
4			
3			
2			
1			
	both	talk	walk

Write how many times each word appeared.

both _____

talk _____

walk _____



Name: _____



Read it	Trace it	Write it
shall	shall	_____ ----- _____
shall	shall	_____ ----- _____
shall	shall	_____ ----- _____
shall	shall	_____ ----- _____

Rainbow write it.

shall
shall

Find it.

s	h	a	l	l	q	e
h	s	h	a	l	l	a
a	o	l	l	a	h	s
l	l	a	h	s	z	t
l	v	l	l	a	h	s

Highlight it.

shall	they	does	shall	good
being	shall	here	want	shall
shall	great	shall	shall	do

Use it in a sentence.



_____ I come with you to the mall?

Name: _____



Read it	Trace it	Write it	Write it
full		<hr/> <hr/> <hr/>	<hr/> <hr/> <hr/>
full		<hr/> <hr/> <hr/>	<hr/> <hr/> <hr/>
full		<hr/> <hr/> <hr/>	<hr/> <hr/> <hr/>
full		<hr/> <hr/> <hr/>	<hr/> <hr/> <hr/>

Color it.




1 = red

2 = blue

3 = green


4 = yellow

Write a sentence using the word and draw a picture to match your sentence.

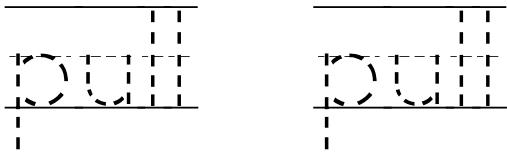


Name: _____

Let's Practice




Trace it.



Write it.

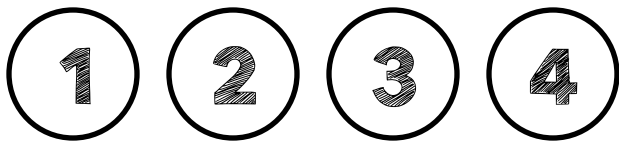
Rainbow write it.



Highlight it.

pull	pull	and
shall	pull	full
pull	was	pull

How many letters? Color the #.



Build it.

Put it in a sentence.


Can you _____
the wagon up the hill?

Add it up.

Each letter = 10¢


$$\begin{aligned} \text{pull} &= \underline{\quad} + \underline{\quad} + \\ &\quad \underline{\quad} + \underline{\quad} \\ &= \underline{\quad} \text{¢} \end{aligned}$$

Cut and paste above.



Name: _____

Let's Practice!



Trace it.

both both

Write it.

Rainbow write it.

both
both

Find it.

b	o	t	h	b
o	h	t	e	o
t	t	q	z	t
h	o	w	a	h
a	b	o	t	h

Circle it.

both both pull
talk full shall
does both both

Build it.

□ □ □ □

Put it in a sentence.

Chad and Sam are

_____ very silly.

Use it in a sentence.

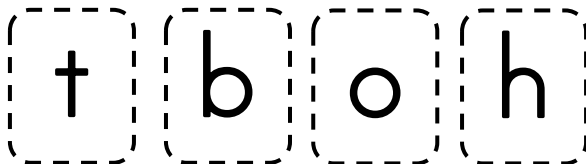

Add it up.

Vowels = 5¢

Consonants = 10¢

both = _____ + _____ + _____ + _____ = _____ ¢

Cut and paste above.



Name: _____

Practice Time



Read it.

talk

talk

talk

Trace it.

talk

talk

talk

Write it.

Write a sentence using the word.

Draw a picture to match your sentence.

Name: _____

Let's Practice



Trace it.

walk walk

Write it.

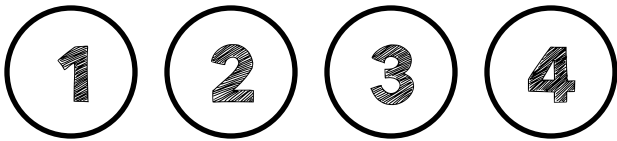
Rainbow write it.

walk
walk

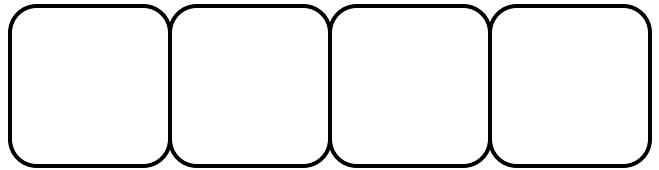
Circle and highlight it.

walk	talk	walk
shall	walk	both
walk	full	walk

How many letters? Color the #.



Build it.



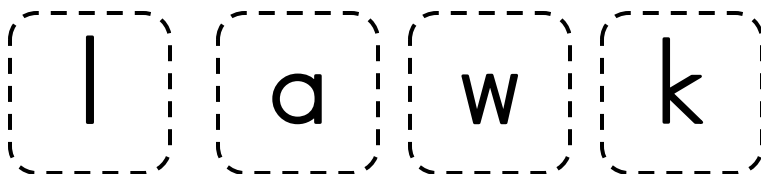
Put it in a sentence.

Did you go on a
very long _____?

Add it up.

Each letter = 3¢

$$\begin{aligned} \text{walk} &= \underline{\quad} + \underline{\quad} + \underline{\quad} \\ &= \underline{\quad} + \underline{\quad} = \underline{\quad} \text{¢} \end{aligned}$$



Tic-Tac-Toe Word Work



Directions: You may choose any 3 word work activities to do that make a tic-tac-toe line: across, down, or diagonal. Please circle the 3 activities you completed and staple them to this page. Have fun! 😊

ABC Order

Write the trick words in alphabetical order.

shall	both
full	talk
pull	walk

Write a Poem

Write a poem using at least 5 trick words. They can be review or new trick words. Underline the trick words used in your poem.

Rainbow Writing

Rainbow write the trick words.

shall	both
full	talk
pull	walk

Add Them Up

Pick 5 trick words and figure out how much each trick word is worth.

Vowels = 5¢
Consonants = 10¢

Free Choice

Think of a creative activity to do with 5 tricks words of your choice.

Ideas could be: word search, song, etc.

Write the Room

Look around the room and find as many words with a glued sound. Make a list and then mark up the words.

Beginning Blends

Choose a book and search for words with beginning blends. Make a list of the words you found.

Rhyming Fun

Write down as many words as you can that rhyme with each word below.

ram tan ball


Building Words

Use magnetic letters to build at least 10 words with bonus letters. Write down the words and then put them in ABC order.

Name: _____

Unit 2

Title: Skip is Sick



Who are the characters in the story?

Where does the story take place?

What happens in the story?

(Retell the main events)

What is the problem in the story?

Your turn! Write about a day when you were not feeling well.

Name: _____ Date: _____

Dictation

Sounds

1.

2.

3.

4.

Review Words

1.

2.

3.

Current Words

1.

2.

3.

Trick Words

1.

2.

Sentences

1.

2.

Phonics Practice Pack Unit 2

©Andrea Marchildon 2015

Thank you so much for your purchase!
I hope you enjoy it and find it helpful!
Please feel free to contact me if you have
any questions.

tricksofthetradeinfirstgrade@gmail.com



For more resources check out my blog at:

<http://tricksofthetradeinfirstgrade.blogspot.com/>

Please remember to provide feedback so you can earn TpT credits.
Also, click the Follow Me button on my page so you are notified about
special offers, freebies, and new products.

Graphics and fonts are from the following:



MyCuteGraphics

www.mycutegraphics.com

